

# Duette® and Applause® Honeycomb Shades with the PowerRise® 2.0 Lifting System

WHAT'S  
**NEW**  
IN FALL  
2011

## Introducing Top-Down/Bottom-Up and Duolite™ Design Options.

- Maximum light control and privacy with the convenience of motorization.
- Sequential motor function drives one rail at a time for easy-to-understand operation.
- Available on all honeycomb fabrics and opacities.
- Completes the premium common headrail system offerings for Alustra®, Duette® and Applause® honeycomb shades.

## Why Sell PowerRise® 2.0 with Platinum™ Technology?

- Perfect for covering hard-to-reach windows.
- Reliability, quiet motor, fast operation and a robust design.
- Convenient. Multiple window coverings can be operated at the same time to control the natural light in any home.
- Enhances child and pet safety by eliminating cords.
- No wiring necessary. The 18V battery-powered system is easy to install, operate and maintain.
- Saves energy. Closing PowerRise 2.0 shades at the right time of day can decrease heating and cooling costs by up to 20%.
- Tight fabric stack for a sleek appearance.
- Common headrail with fabric-covered valance in more than 120 coordinating colors.

## Control Options and Enhancements.


- Simple, intuitive control of shades with the Platinum™ remote and wireless wall switch.
- Allows for one customizable intermediate stop position — shades will stop in the preset position every time a shade is raised or lowered.
- Home automation ready. Simple control of PowerRise 2.0 shades can be accomplished through wiring to relays or switches.

Enjoy unmatched convenience and control by adding PowerRise 2.0 with Platinum Technology to Duette and Applause honeycomb shades.



Duette Top-Down/Bottom-Up shades with PowerRise 2.0

Now add Top-Down/Bottom-Up and Duolite design options to PowerRise 2.0 with Platinum Technology for maximum control and convenience.



Sensor Eye and Manual Button



Platinum Wireless Wall Switch



Platinum Remote Control

# HunterDouglas

my.hunterdouglas.com

Control Options

## APPLICATIONS

- Fits rectangular window openings.
- Standard, Top-Down, Top-Down/Bottom-Up or Duolite™
- Remote control battery-powered operation is standard.
- All applications include color-coordinated, fabric-covered valance.

## PLEAT SIZES

### Duette®

- 3/8", 3/4" and 1 1/4" Architella® pleat sizes
- 3/8", 3/4" and 1 1/4" single honeycomb pleat sizes
- Double and triple honeycomb

### Applause®

- 3/8" and 3/4" single honeycomb pleat sizes
- Double and triple honeycomb

## DUOLITE ONLY

- Different pleat sizes cannot be combined on the same shade.
- Double and triple honeycomb fabrics may only be used in combination with 3/4" pleat fabrics.
- Opaque fabric can be used on bottom panel only.
- All hardware will coordinate with the bottom panel fabric selection.
- Smaller panel size determines the maximum shade size for the combination.

## OPTIONAL FEATURES

### No Charge — Specify on Order

- Battery pack mounting bracket (high mount, low mount)
- Additional spacer blocks (one spacer block comes standard with each installation bracket)
- Extension brackets (required for end mount on 1 1/4" pleat size shades)
- End mount brackets (3/8" and 3/4" pleat size)

### Surcharge — Specify on Order

- Platinum™ remote
- Platinum wireless wall switch
- Platinum satellite eye (20", 4' or 8' wire)
- Satellite battery pack (15", 4', 10' or 20' wire)
- DC power supply (15", 4', 10' or 20' wire)
- Daisy-chain cable (15", 4', 10' or 20' wire)
- Connection interface
- Cut-outs — standard only

## PLATINUM TECHNOLOGY ACCESSORIES

Compatible with Standard and Top-Down PowerRise 2.0 applications only.

- **Solar Energy Sensor:** Detects the amount of solar energy entering the home through the window and sends out a wireless signal that automatically opens or closes window coverings to maximize energy efficiency.
- **LCD Timer:** Can be set to automatically raise or lower a specific window covering or group of coverings any time throughout the day.
- **RF Adapter:** Used in many applications, such as with a simple off-the-shelf lamp timer, the RF Adapter is a cost-effective solution for automatic operation.

## SPECIFICATIONS

Please refer to the Hunter Douglas Reference Guide for complete mounting requirements, finished dimensions, measuring instructions and ordering notes information.

## CARE AND CLEANING

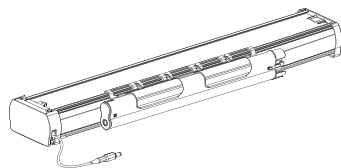
Refer to the Hunter Douglas Reference Guide for complete cleaning procedures and exclusions.

Honeycomb fabrics are designed for minimal care and cleaning, and are anti-static and dust resistant.

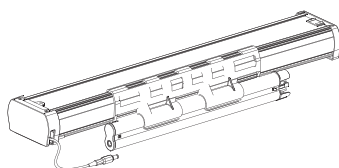
## LIFETIME GUARANTEE

The Hunter Douglas Lifetime Guarantee is an expression of our desire to provide a thoroughly satisfying experience for your customers when selecting, purchasing and living with Hunter Douglas window fashion products. If customers are not completely satisfied, they may contact you or call Hunter Douglas at 1-888-501-8364.

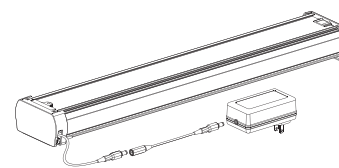
## BATTERY PACK MOUNTING BRACKET OPTIONS (Rear View)



High Mount Bracket — Standard



Low Mount Bracket — Optional



Satellite Battery Pack or DC Power Supply (shown) — Optional

## THREE MOUNTING OPTIONS

	High Mount Bracket (Standard)			Low Mount Bracket (Optional)			Satellite Battery Pack or DC Power Supply (Optional)		
	3/8"	3/4"*	1 1/4"	3/8"	3/4"*	1 1/4"	3/8"	3/4"*	1 1/4"
Pleat Size	3/8"	3/4"*	1 1/4"	3/8"	3/4"*	1 1/4"	3/8"	3/4"*	1 1/4"
Minimum mounting depth Inside Mount (A)	1"	1"	1"	1"	1"	1"	1/2"	1/2"	1/2"
Minimum mounting depth End Mount	1 3/4"	1 3/4"	1 3/4"	1 3/4"	1 3/4"	1 3/4"	1 1/4"	1 1/4"	1 1/4"
Minimum mounting depth Flush Mount (B)	2 3/4"	3 3/8"	4 1/8"	2 5/8"	3 1/4"	4"	2 3/8"	3"	3 5/8"
Minimum flat vertical surface Outside Mount	1 1/4"	1 1/4"	1 1/4"	1 1/4"	1 1/4"	1 1/4"	1 1/4"	1 1/4"	1 1/4"

\*Includes double and triple honeycomb fabrics.

# HunterDouglas

my.hunterdouglas.com

© 2011 Hunter Douglas. ® Registered trademark of Hunter Douglas.  
™ Trademark of Hunter Douglas. 5109602010 9/11

